

NCEA Student Instructions

How to Download NCEA Student


- Open your app store (is compatible with Google Play and Apple App Store)
- In the Search bar search, 'NCEA Student'
- The app should pop up and look like this:




- Select 'download' / 'get'

How to Set up NCEA Student

- Open the app, make sure when doing this that you are connected to the internet, at one stage during this process it will ask if you would like a password, it is highly suggested that you do so.



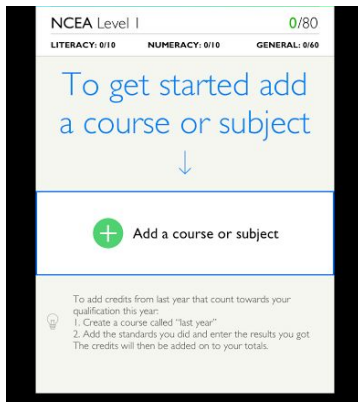
- A white screen will appear, it is importing standards do not close the window until it is done.



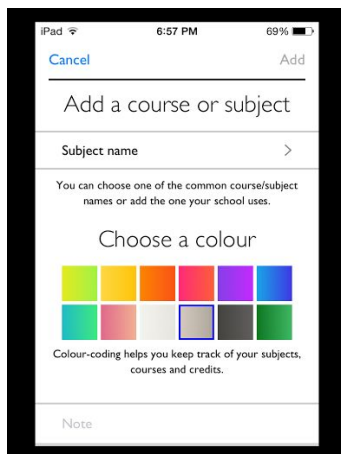
- It will ask you to select either Maori or English as your language, make sure you select the correct one
- Then read the page that follows and select 'Setup'
- Another page will show up to ask you for your Name and what year you are getting credits for. Fill in as directed.

How to add a Subject

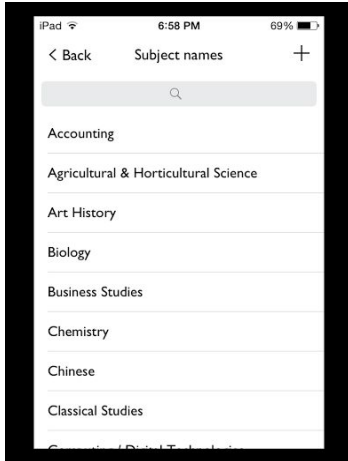
- Select 'Add a course or subject'



- Select 'subject'

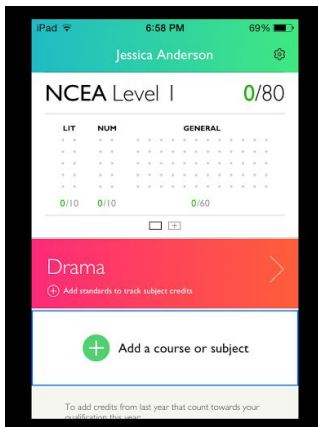


- Scroll through options to select the subject you wish to add standards to or select the plus sign in the top-right corner to add results/standards from past years.

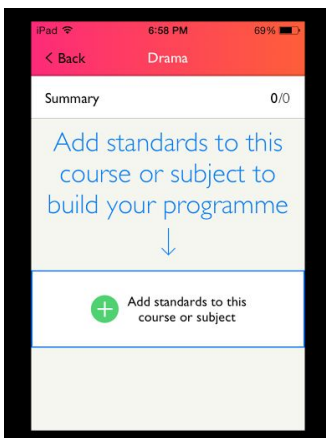


How to add Standards

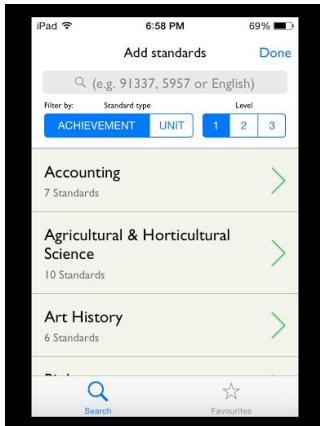
- Select the subject you wish to add a standard to



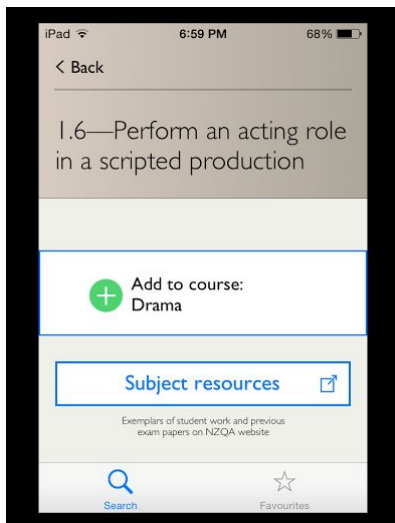
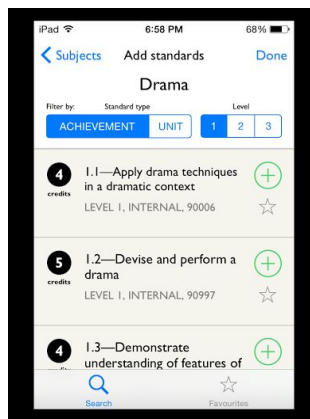
- Select 'Add courses to this course or subject'



- Select the Subject you are under or search for the standard number in the search bar.

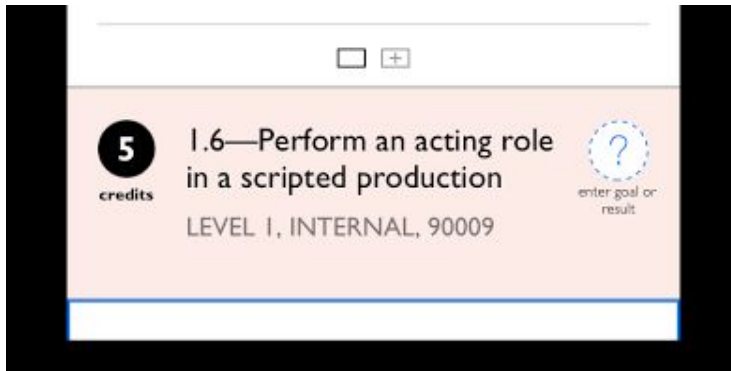


- Select the standard at which you wish to add to the subject or course.
- Select 'Add to Course:...'



*****Bonus tip!!! You can further select 'Subject Resources' to find exemplars of student work and past papers for each Standard.

- Once standard is added to course, select the '?' next to the standard.



- You can then add a goal for your standard, the due date and eventually your result.

Extra Finds

- On the home area, there is a table on how many credits you have/need for your year.



- You can add more tables by clicking the rectangle with a plus next to it



- You are able to add both Merit and Excellence endorsement graphs where you can track how many credits you need in order to get either endorsement.